



Best Agronomic Practices for Pumpkin




USAID
FROM THE AMERICAN PEOPLE

SPRING
Strengthening Partnerships, Results,
and Innovations in Nutrition Globally

Lowland Selection and Preparation

1




1 *In sai dry season wae u wan plant pumpkin, mek hip na flat ground*



2 *Wae u dae dig di hole for plant, mek e nor near near at all*



3 *Full-up di hole wit dry leaf en ashes, then cover ram wit dorti*



4 *Wata di hole dem en lef am for 2 weeks before u plant di pumpkin seed*

Upland Selection and Preparation

2



1 In sai rainy season, brush en burn di bush wae u bin don lef for use for long tem



2 Wae you wan plant u pumpkin, choose sai wae get borku ashes



3 Plant you pumpkin na sai wae get borku ashes, usai stick don fodon, ants ose, usai black dorti dae en also na dorti box



4 If you dae plant pumpkin insai rainy season, plant am na dry ground, nor plant usai water buku



Select good Seeds for planting

3



1

Na for put di seed dem
wae u don gather for
plant insai wata.
“Seeds wae float nor
good for plant at all”

2

If u wan know good seeds
for plant, na for split am
middle



3

Good seed kin white insai
en di spoil wan kin black
en weda-weda



4

Use good seed for
plant so dat u go
get better harvest

Planting of Pumpkin

4



1 Pick 1 or 2 seeds for planting



2 Put di seed dem na di hole wae u bin don mek



3 Press di seed saful insai di hole

Wae u dae grow pumpkin wit oda plant dem, di pumpkin nor for near near oda plant dem at all

Caring for the Plant


5



1 *Insai dry season, na for wata di hip dem well*



2 *Put fertilizer round di plant or na di sai of di pumpkin plant*



3 *Always wash u hand with soap en clean wata after u don use fertilizer na farm*



Put fertilizer one week before u plants, wae di pumpkin dae pul flower, en wae e begin dae biya

Caring for the Plant

6



1 Mek sure say de pumpkin e root dae under di sun



2 Cut di pumpkin e branch dem na di side en di tip so dat e go grow boku pumpkin



3 For mek di pumpkin nor spoil oda plant dem, direct de pumpkin e rope na bush



4 Nor lef di pumpkin na ground, put am on top board



Managing pest and Diseases

7



1 Check di pumpkin for sickness en den tumbu dem wae dae ambug di pumpkin



2 Pick any tumbu u see na di pumpkin



3 Grain di tumbu dem insai wata



4 Spray di tumbu wata na di pumpkin farm for dreb oda tumbu dem



5 Cut en pull di bad en spoil leaf from di pumpkin plant



6 Bury or burn the spoil leaf far from di pumpkin farm

Crop Rotation is Important

8



For mek we get burku harvest en reduce den tumbu en sickness wae dae mona di pumpkin, na for dae change di plant wae u dae plant every year na di farm: eg. Dis year u plant pumpkin, next year corn, di oda year groundnut or rice then di oda year u plant pumpkin again.

Harvest & Post

Harvest Practices

9



1 Pumpkin kin show say e rep wae e pull empty sound wae u nak am



2 Wae u dae pick pumpkin, na for lef long stick na di pumpkin e head



3 Dry di pumpkin na clean en dry place en den nor for near near



4 Keep pumpkin on top something en usie breeze dae met am

Saving Seeds for Planting


10



1 Pick sweet and rep pumpkin



2 Dry the seed



3 Mix di seed wit ashes so that e nor go spoil



4 Keep am usai arata nor go able eat am

Keep Animals Away

11



1 Bil fence fo de ponki wit shap tik dem



2 Set trap fo kache dem animal



3 mek tik wae fiba posin wae dae move fast fast fo dreb dem animal en bod



4 Heng plastic bag fo mek noyse en dreb de animal dem