

Using Financial Data for Better Nutrition

Or, what exactly do you use budget data for, anyway?

Gwyneth Cotes
SPRING Global Initiatives Director

February 27, 2018

Feel free to use other photos in these spaces; maintain position of photos.

The Financial Analysis Process

1 COSTING

- Estimates funding needed to implement nutrition activities.
- Serves as a first step in understanding overall resources required to support nutrition in a country.

Without estimated costs of an intervention, governments can't properly advocate for funds.

2 BUDGET ANALYSIS

- Estimates funding allocated to implement nutrition activities.
- Provides insight into where to budget for nutrition within ministerial budget line-items.

Without money committed on paper for nutrition, activities will not be included in work plans.

3 EXPENDITURE ANALYSIS

- Estimates what percentage of allocated funds was actually spent.
- Suggests where capacity to implement nutrition interventions and track expenditures may need to be strengthened.

Without funding line-items and actually spending money, governments can't implement interventions.

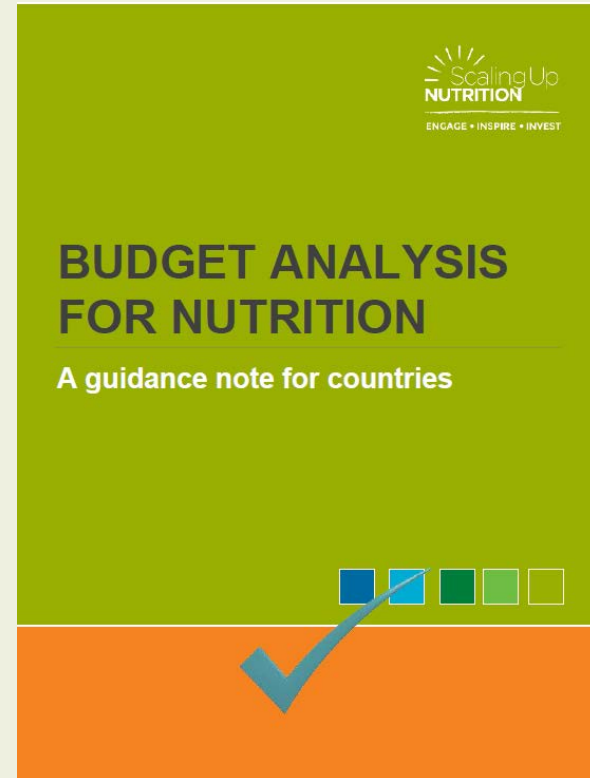

4 EXPENDITURE TRACKING

- Helps determine why funds did not reach their intended destination.
- Tools like the World Bank's Public Expenditure Tracking Surveys (PETS) can do this type of analysis.

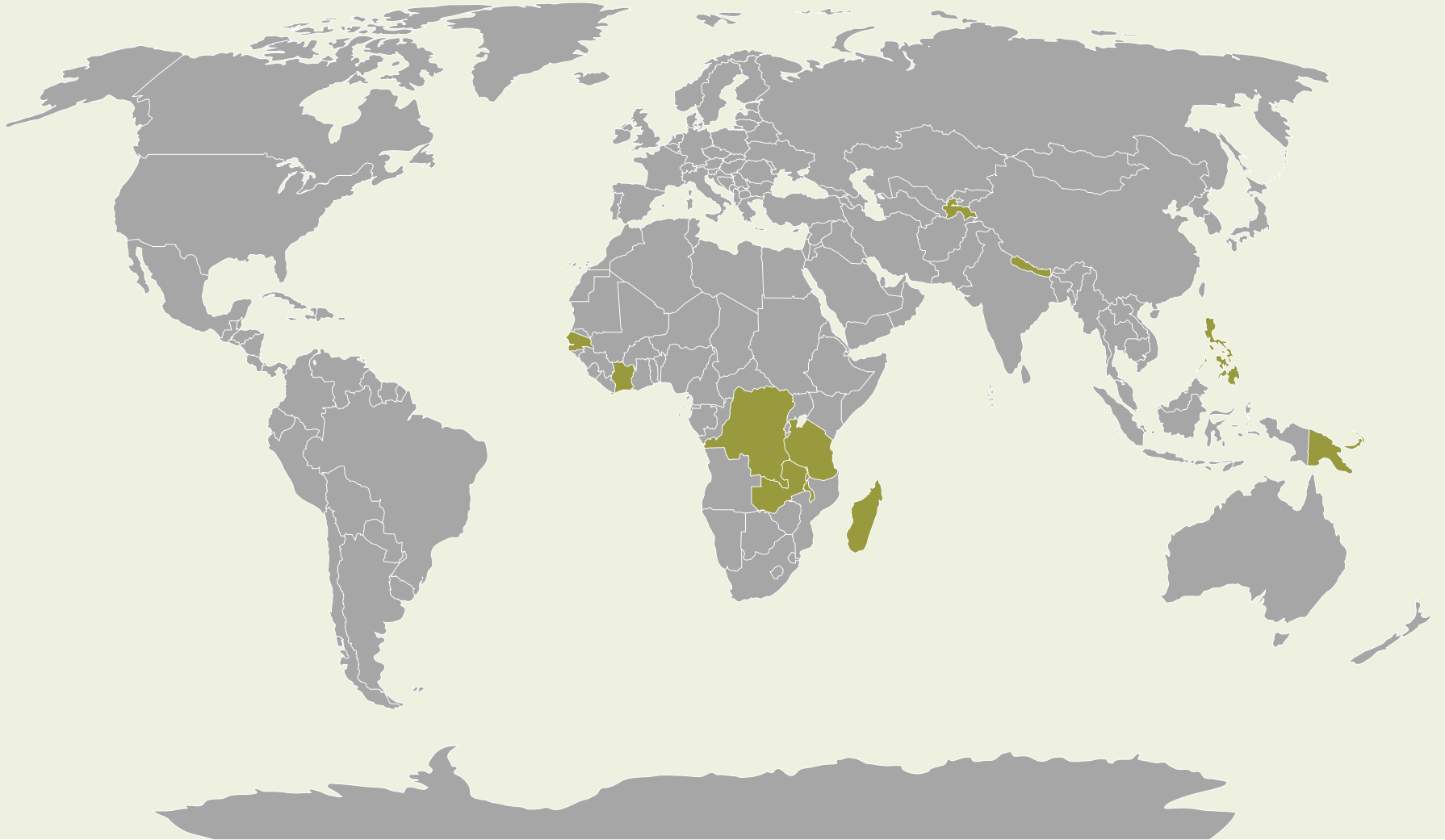
Without knowing where bottlenecks occur, stakeholders can't improve funding systems.



Nutrition Financial Analysis Tools



Country Assessment



Application of Financial Analysis

FINDINGS FROM NUTRITION BUDGET AND EXPENDITURE ANALYSES HAVE BEEN USED IN 3 COMPLEMENTARY WAYS

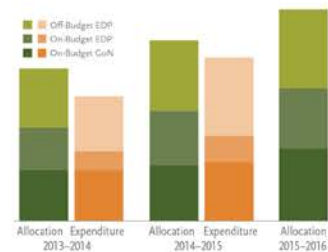
1 TO IDENTIFY AND COORDINATE NUTRITION ACROSS SECTORS



2 TO ADVOCATE FOR INCREASED FUNDING FOR NUTRITION



3 TO TRACK AND MANAGE THE USE OF NUTRITION FUNDS



1. To Identify and Coordinate Nutrition Across Sectors




“Sharing findings was useful in building relationships [with other sectors] to inform and build the NNP [National Nutrition Policy].”

-Tanzania stakeholder



2. To Advocate for Increased Funding for Nutrition

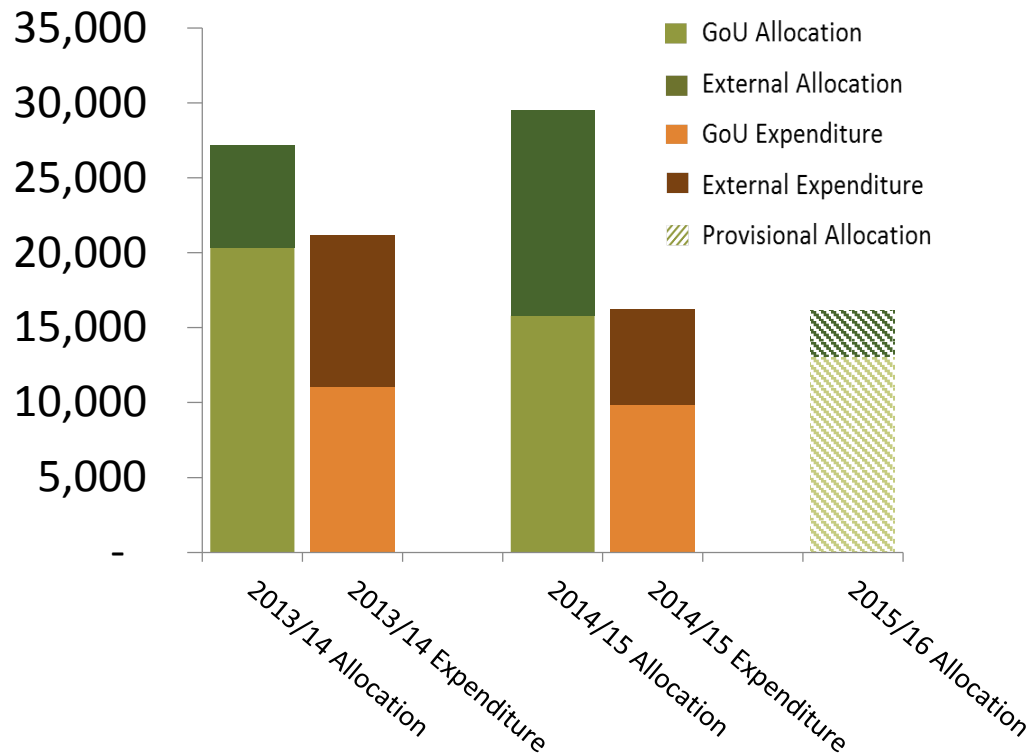


“We advocate about these findings to the layers of people through a decentralized process and engaged citizens through public hearings.”

-Nepal stakeholder



3. To Track and Manage the Use of Nutrition Funds



“The analysis was beneficial because it measured the gap in nutrition budgeting and noted progressions.”

-Madagascar stakeholder



Key Lessons Learned

FROM INTERVIEWS AND OBSERVATIONS, SPRING IDENTIFIED 6 KEY LESSONS

- 1** There is no one “right way” to use the data from nutrition budget and expenditure analysis—data use should fit the country’s needs



- 2** Financial analysis is often an iterative, evolving process, and the availability and use of data often improves with each subsequent round of analysis



- 3** Knowing when to use your findings is an important part of the process



- 4** Involving a range of stakeholders in budget analysis and dissemination broadens perspectives and increases buy-in and use of findings



- 5** Target the dissemination of findings, using language and evidence appropriate for each appropriate audience



- 6** Consider adopting systems to make monitoring and tracking routine



PUTTING BUDGET DATA TO WORK FOR NUTRITION



www.spring-nutrition.org
USAID's multi-sectoral nutrition project



www.spring-nutrition.org



Thank you!

For more info, please contact:



www.spring-nutrition.org