

SPRING BUDGET TOOL

Making data transparent and accessible

Nutrition Budget and
Expenditure Analysis Workshop
April 17, 2018

Amanda Pomeroy-Stevens,
JSI/SPRING Research and
Evaluation Advisor



WHY USE THIS TOOL?



- Improves transparency and replicability of analysis
- Provides ready-made data visualizations
- Compatible with SUN methodology
- Provides accounting comparable to national budget figures



7 STEPS FOR BUDGET ANALYSIS

What this tool can do:

- Improve search for nutrition activities within national budgets
- Provide estimates of yearly sector and national level nutrition allocations
- Provide estimates of nutrition-specific vs nutrition-sensitive
- Breakdown by objective areas

01

DEFINE THE SCOPE
WITH COLLEAGUES



02

MEET WITH STAKEHOLDERS



03

GATHER DOCUMENTS



04

EXTRACT DATA



05

VALIDATE DATA



06

FINALIZE RESULTS



07

SHARE AND USE RESULTS



EXTENSIONS – BEYOND THE BASIC TOOL

- Track actual expenditures
- Compare available resources to the costed plan
- Track district nutrition budgets

SPRING can help countries make modifications to the read-made tool



CHALLENGES TO ACCURATE BUDGET ESTIMATES

- Highly aggregated budget line items make nutrition financing hard to estimate.
- Not all nutrition staff know where to find nutrition funding.
- National budgets do not always include transfers to districts, or account for transfer spending.
- Off-Budget financing for nutrition comes outside the national budget – accounting for these funds can be tricky!
- Methods used for estimating nutrition costing often do not allow for direct comparison.



DEMONSTRATION

Nutrition Budget Analysis

Practical tools to help government ministries track and advocate for nutrition funding.

For more information: www.spring-nutrition.org/budget-tool



EXAMPLE OUTPUT

G21 Table 2: On-budget nutrition allocations by MSNP reference



Nutrition Budget Summary Sheet

This sheet pulls information from "Data Sheet" to provide a snapshot of the nutrition budget allocations in your entity. The graphs will only reflect data that has been entered. All amounts are listed in nominal (i.e. not inflated) thousands of Nepali Rupees (NRs) for the year listed and only reflect funding provided on-budget.

Table 1: Overall on-budget nutrition funding (thousands NRs)

	2070/71	2071/72	2072/73
Total Nutrition Budget Allocations: <i>Includes all budget allocations identified as nutrition-specific or nutrition-sensitive.</i>	735,441	958,142	1,193,409
Total Nutrition-Specific Budget Allocations:	-	-	-
Total Nutrition-Sensitive Budget Allocations:	735,441	958,142	1,193,409
Total Government-funded nutrition allocations:	467,345	332,459	504,993
Total External-funded nutrition allocations:	268,096	625,683	688,416

Figure 1: On-budget nutrition-related funding (thousands NRs)

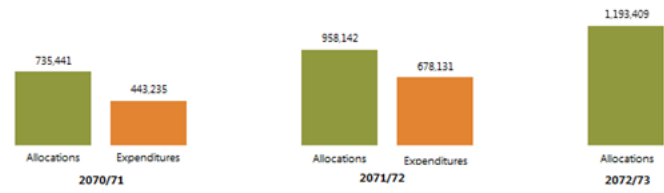


Figure 2: On-budget nutrition allocations by funding source (thousands NRs)

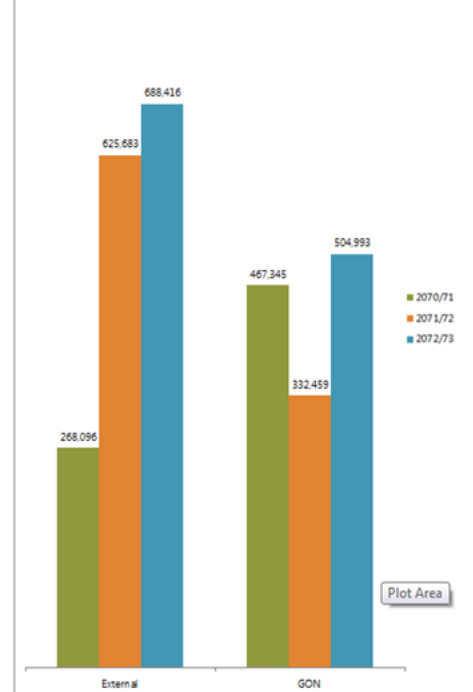


Figure 3: On-budget nutrition allocations by donor (thousands NRs)

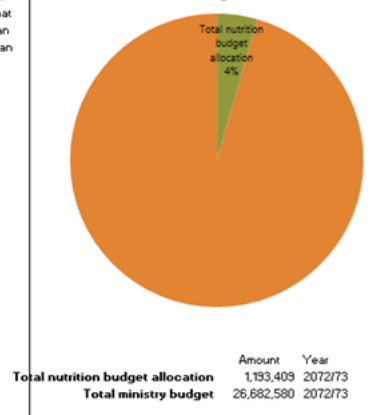


Table 2: On-budget nutrition allocations by MSNP reference

The table below reflects the number of line items that address each of the MSNP strategies or interventions for which this ministry is named as the lead agency. Note that it is possible for line items to be associated with more than one MSNP reference, so may include line items more than once.

MSNP Reference	Count
6	-
6.1	-
6.2	-
6.3	-

Figure 4: Nutrition allocations as a percentage of ministry budget



Thank
you

SPRING is

Evidence-based.

Country-led.

Results-driven.

*Improving lives through
better nutrition.*



www.spring-nutrition.org/pbn